

35 minutes from London Liverpool Street



THE NEW RIVER LINE

ACTiViTY

BOOK



# YOUR ADVENTURE STARTS HERE!

Welcome to your New River Line Family Activity Guide which has been produced by The New River Line Community Rail Partnership, a partnership that brings together people and groups to promote and celebrate the branch line between Hertford East and Broxbourne.

Explore the area by train. Here's a few ideas to get you started.

- ☐ Walk along the towpath and see how many different types of boats there are.
- ☐ Take a picnic and find a beautiful place to eat it.
- ☐ Follow the flint wall around Hertford Castle.
- ☐ Discover some of the wonderful places between the stations such as Lowewood Museum and Scott's Grotto.
- ☐ See how many different birds you can spot at the nature reserves, don't forget your binoculars!
- ☐ Try and find as many information boards as you can.



The New River Line is made up of five stations but is on a train line that runs in and out of London, Liverpool Street.

Your Family Activity Guide features suggested circular walking routes around each station and includes plenty of things to spot and do along the way. These routes can be walked in under an hour but we hope you take your time as there is so much to see and do around each station.

Take a trip by train and see what you can spot out of the window, you will pass by rivers and through beautiful nature reserves, just don't forget to stop off and explore further!

## MAP KEY:

The New River Line

The New River Path

River Lea Towpath



The beauty of The New River Line is that the River Lee Towpath and the New River Path run alongside so there are plenty of opportunities to add a walk in-between stations.

The Towpath is recommended for those with wheels. Cycling is not permitted on The New River Path and some of the sections would not be suitable for buggies or wheelchairs.

Please note, occasionally pedestrian level crossings are closed by Network Rail for safety reasons. A map with a marked diversion will be posted at the site.

## HERTFORD

Take a walk from the station to the Castle, across park land, by waterways and through the historical market town.

### DID YOU KNOW?

Parliament Square is so named because, in 1563 the Parliament of England temporarily moved from London to Hertford during a plague outbreak.



### HERTFORD CASTLE

The Castle has gone through many changes during its impressive history and has played an important role in the country's history. Look at the information boards spread around the grounds to find out more. Surrounded by an impressively thick wall of flint and stone the Castle Gardens are a perfect spot for a picnic.

### Five things to do on your walk:

- ☐ Draw/take photos of the amazing Hertford East station.
- ☐ Try and keep count of how many bridges you cross.
- ☐ Explore the adventure playground.
- ☐ Find the ice-house in the Castle grounds.
- ☐ See what animal is at the top of the war memorial, try to find out why.



### HERTFORD EAST STATION

This beautiful building was opened in 1888 but it wasn't the first station in Hertford, that was built in 1843. The building no longer exists but, The Great Eastern Tavern which stood opposite is still in operation and is one of many pubs owned by McMullens, a family owned brewery that has been based in Hertford since 1827.

100 people travelled on the first train out of Hertford's newest station, many got off at Ware and walked back. You could try this, see how long it takes you by train and by foot.



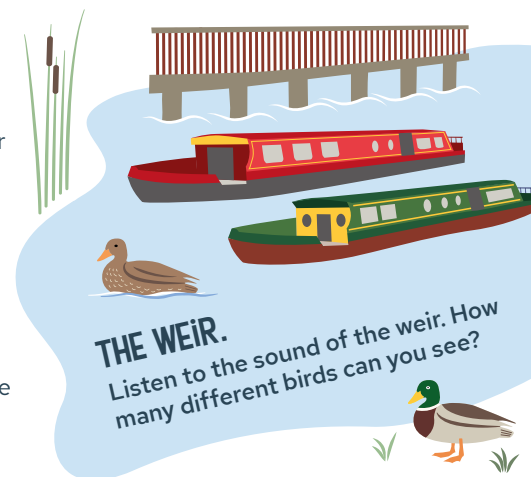
### HERTFORD MUSEUM

Opened in 1903 the museum building is itself historic, housed in a 17th century Townhouse with a Jacobean style knot-garden. Amongst its many hundreds of artefacts is the largest collection of toothbrushes in the world, find out why inside.

### NEW RIVER LINE QUIZ

Four rivers come together in Hertford, what are their names?

WARE  
4 MINUTES BY TRAIN



## WARE

Take a walk from the station to The Priory along the towpath, by the Kings Mead's Nature Reserve, across a cascading weir and into a High Street full of historical buildings, modern day shops and independent cafes and restaurants.

### DID YOU KNOW?

There is a Great Bed of Ware in the Victoria and Albert Museum which was mentioned by Shakespeare.



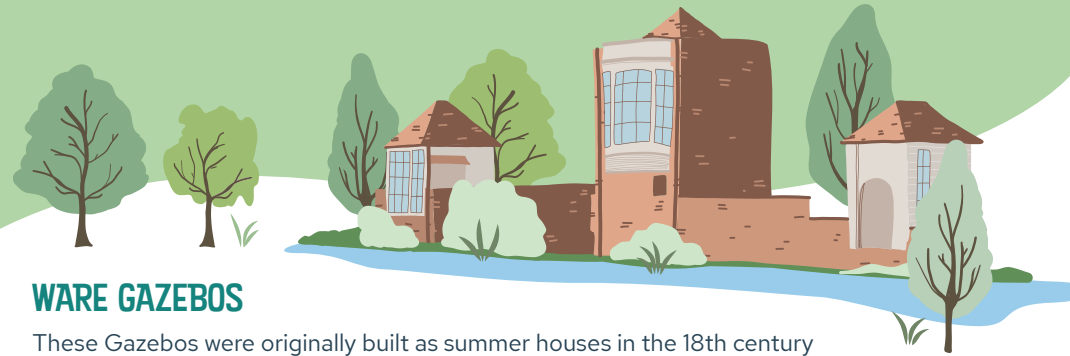
### Five things to do on your walk:

- ☐ Count how many gazebos there are along the river, what would you use one for?
- ☐ Find out more about Kings Mead's Nature Reserve, why is it so important?
- ☐ Check out the history board outside the station.
- ☐ Find the Pulham Stone and the 'island' in The Priory Gardens.
- ☐ Try and keep count of how many bridges you cross.



### WARE SKATEPARK

A skatepark suitable for all ages and abilities, bring your skateboard, BMX or scooter and have a go, it's free for all.



### WARE GAZEBOS

These Gazebos were originally built as summer houses in the 18th century to provide a place of peace and quiet by the river. You will not see as many together anywhere else in the Country. Look out for the information board by the river to find out more.



### PLACE HOUSE

Place House is a building of Grade 1 national historic and architectural importance. As the former Manor House of Ware, the oldest part of the building is thought to date to the late 13th century. It was a school in the 17th century with pupils known as Bluecoats, see if you can see a small statue at the arched entrance.

### THE PRIORY

Founded in 1338 this ancient building has gone through many transformations through the centuries. It was gifted to the Town in 1920. With a playground, skatepark, putting green, lido, and bowling green there's plenty to do.



ST MARGARETS  
4 MINUTES BY TRAIN





Hertford East



Ware



St Margarets



Rye House



Broxbourne

London / Cambridge / Stansted Airport

# ST MARGARETS

Take a walk from the station to Amwell Nature Reserve, follow the historic New River Path and see how many trains you can spot as they make their way up and down the New River Line.

## NEW RIVER LINE QUIZ

Why is a Bittern so hard to spot?

St Margarets station has a signal box covered in art, what is your favourite?

## DID YOU KNOW?

King James 1 helped pay for The New River to be built.

## AMWELL NATURE RESERVE

Don't forget your binoculars, this is an amazing area for bird watching with a number of hides and open viewing points. Look out for the information boards that show all the different birds and wildlife that visit throughout the year. You might be lucky enough to spot a Bittern in the winter or a Hairy Dragonfly in the summer.

RYE HOUSE  
3 MINUTES BY TRAIN

## Five things to do on your walk:

- ☐ See how many canal boats you can see, try and watch one go through the lock.
- ☐ Discover where the water in The New River is going, how does it flow the right way?
- ☐ Check out the info board at Great Amwell.
- ☐ See if you can find Emma's Well.
- ☐ Listen out for the trains passing close by.

## AMWELL POOL

Created by Robert Mylne, the chief engineer of The New River Company to celebrate Sir Hugh Myddleton, the creator of The New River. Can you spot his monument? What other monument can you see on the island?



Hertford East



Ware



St Margarets



Rye House



Broxbourne

London / Cambridge / Stansted Airport

## RYE HOUSE

Take a walk from the station to enjoy some very different attractions. From the historic Gatehouse to the UK's foremost Karting centre to the tranquil surroundings of the RSPB Nature Reserve.

### DID YOU KNOW?

The motor racing champion, Lewis Hamilton began his career at Rye House Karting.

ST MARGARETS  
3 MINUTES BY TRAIN

### RSPB RYE MEADS NATURE RESERVE

A fantastic place for birdwatching and with a visitor centre on site there is always someone on hand to answer questions and help you get the most out of your visit. The reserve attracts other wildlife and if you're very quiet you might spot a water vole. Check out the information boards on your way round they are a great way to discover wetland walks that take you off the beaten track.

### RYE HOUSE GROUP

This is the place to come if you want an amazing karting experience or a chance to battle your friends at Laser Combat and Nerf Wars. The dinosaur themed Rye-Assic Park is perfect for younger adventurers to let off steam.

### THE GATEHOUSE

The Gatehouse is all that remains of an historically important Manor House called Rye House, one of the first brick built houses in the country. Have a good look at the columns and the chimney, what shape can you see? Look out for the name plates on the ground, use those to try and imagine what the house may have looked like.

### Five things to do on your walk:

- ☐ Check out the windows at The Rye House pub, how many panes of glass are there?
- ☐ Look out for the bug hotels at Rye Meads
- ☐ Find the walkways to take you over the wetlands
- ☐ What can you smell?!
- ☐ Count the gargoyles at the Gatehouse.

BROXBOURNE  
5 MINUTES BY TRAIN



## BROXBOURNE

Take a walk from the station along the New River Path to Lee Valley Park where there are 10,000 acres and 26 miles of waterways to explore. With award winning green spaces, world class sports venues and ecologically vital wildlife havens you'll find plenty to discover.

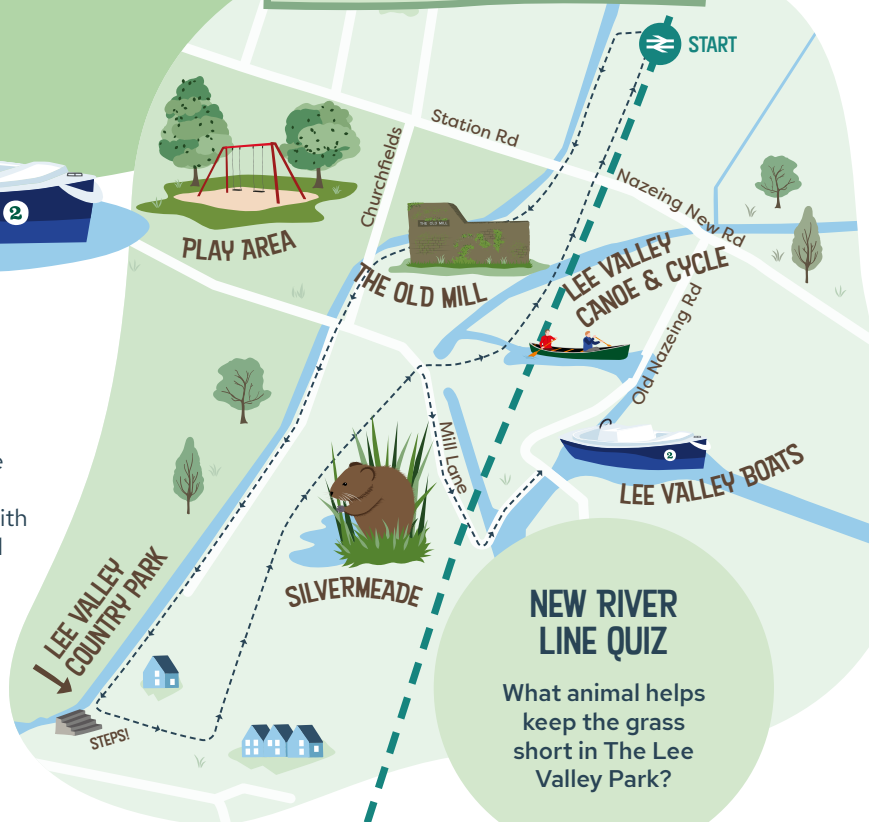
### Five things to do on your walk:

- ☐ Check out the history boards opposite the church and at the Old Mill.
- ☐ Find out some wildlife facts at Silvermeade.
- ☐ See how many different types of boats you can see on the river.
- ☐ Find the bridge close to the train line and watch the trains.
- ☐ Time a run down the tree lined path in the park.

RYE HOUSE  
5 MINUTES BY TRAIN

### LEE VALLEY BOAT CENTRE

This friendly boat centre aims to give everyone the chance of experiencing the River Lea by water with options for small and large groups. Look online for details.



### NEW RIVER LINE QUIZ

How can you tell if a water vole is nearby?



LONDON LIVERPOOL ST  
28 MINUTES BY TRAIN



### SILVERMEADE

A wet grassland with ditches, pools and reedbeds which provide a haven for water voles and other wildlife such as dragonflies and grass snakes.

### THE OLD MILL

This historic site, listed in the Domesday Book, has changed hands and roles many times over the centuries. After a catastrophic fire in 1949, there's little more than the 16th-century floor in existence today. Close by is the Old Mill Retreat Café which is open all year round.

### DID YOU KNOW?

Over the years there have been over 25 different spellings for the River Lea's name, Lee is still used, Lay, Leye, Lyge are just some of the older ones.



### NEW RIVER LINE QUIZ


What animal helps keep the grass short in The Lee Valley Park?

### LEE VALLEY CANOE CYCLE

Historically the Towpath by The River Lea was used by horses to 'tow' the canal boats. Now they provide a flat route for walking and cycling. Cycles for all the family can be hired at Lee Valley Canoe Cycle where kayaks and canoes are also available, look online for opening times. A short ride will get you to the 2012 Olympic White Water Centre.

# HOW MANY OF THESE CAN YOU SPOT?

☐ A duck quacking



☐ Three different boat names



☐ Three different pub signs



☐ A Greater Anglia train



☐ An interesting insect



☐ A bicycle



☐ Three different shaped leaves



☐ Two different types of birds



☐ An information board



## FURTHER INFORMATION

### The New River Line Community Rail Partnership

- Visit the Community Rail Partnership's own website: [newriverline.org](http://newriverline.org)

New River Line Community Rail Partnership @CrpNew crpnew

### The New River Line Community Rail Partners

- [cdaherts.org.uk](http://cdaherts.org.uk)
- [communityrail.org.uk](http://communityrail.org.uk)
- [hertfordshire.gov.uk](http://hertfordshire.gov.uk)
- [hertford.gov.uk](http://hertford.gov.uk)
- [communities1st.org.uk](http://communities1st.org.uk)
- [leevalleypark.org.uk](http://leevalleypark.org.uk)
- [waretowncouncil.gov.uk](http://waretowncouncil.gov.uk)
- [greateranglia.co.uk](http://greateranglia.co.uk)
- [broxbourne.gov.uk](http://broxbourne.gov.uk)
- [eastherts.gov.uk](http://eastherts.gov.uk)

### Places to visit



- [hertswildlifetrust.org.uk](http://hertswildlifetrust.org.uk)
- [southernmaltings.co.uk](http://southernmaltings.co.uk)
- [rye-house.co.uk](http://rye-house.co.uk)
- [rspb.org.uk](http://rspb.org.uk)
- [placehousehall.org](http://placehousehall.org)
- [leevalleyboats.co.uk](http://leevalleyboats.co.uk)
- [canalrivertrust.org.uk](http://canalrivertrust.org.uk)
- [hertfordcastle.co.uk](http://hertfordcastle.co.uk)
- Lee Valley Canoe and Cycle Hire (Broxbourne Station): [lvcc.link](http://lvcc.link)
- [scotts-grotto.org](http://scotts-grotto.org)

### Local History

- [lowewoodmuseum.com](http://lowewoodmuseum.com)
- [hertfordmuseum.org](http://hertfordmuseum.org)
- [waremuseum.org.uk](http://waremuseum.org.uk)
- Stanstead Abbots (St Margarets Station) History Society: [salhs.org.uk](http://salhs.org.uk)
- [hertsmemories.org.uk](http://hertsmemories.org.uk)
- '150 Years of the Hertford and Ware Railway' by David Dent – available for purchase online

### Walks


- The Hertfordshire Way, sign posted walking routes: [fhw.org.uk](http://fhw.org.uk)
- New River Path map by Thames Water: [www.luphen.org.uk](http://www.luphen.org.uk)





# YOUR ADVENTURE STARTS HERE!

Take a trip by train and see what you can spot out of the window, you will pass by rivers and through beautiful Nature Reserves, just don't forget to stop off and explore further!

 [www.newriverline.org](http://www.newriverline.org)

 New River Line Community Rail Partnership

 @CrpNew  crpnew

